

# TRACKERS RELICS: KIT

A Trackers Kit identifies you as a Tracker and prepares you for Survival.

A Tracker is organized.  
Keep your kit tidy. Know  
where everything is.  
Use gearlines.

a Trackers Kit has:

Insulation  
Armor  
Gear  
Band

Journal all adventures.  
Keep the Journal safe.

Gearlines keep your  
Team and Kit neat.



Your backpack keeps gear  
safe and organized.



Choose earth tones  
for Stealth & Counter  
Tracking.

## YOUR CLIMATE KIT

Check weather before  
you dress, but pack  
insulation and armor  
for weather surprises.

insulation **HOT** armor

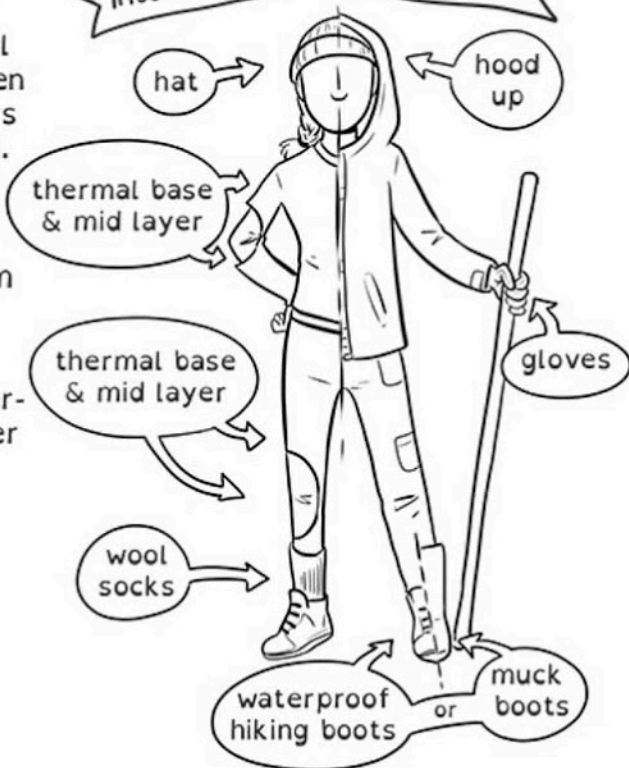
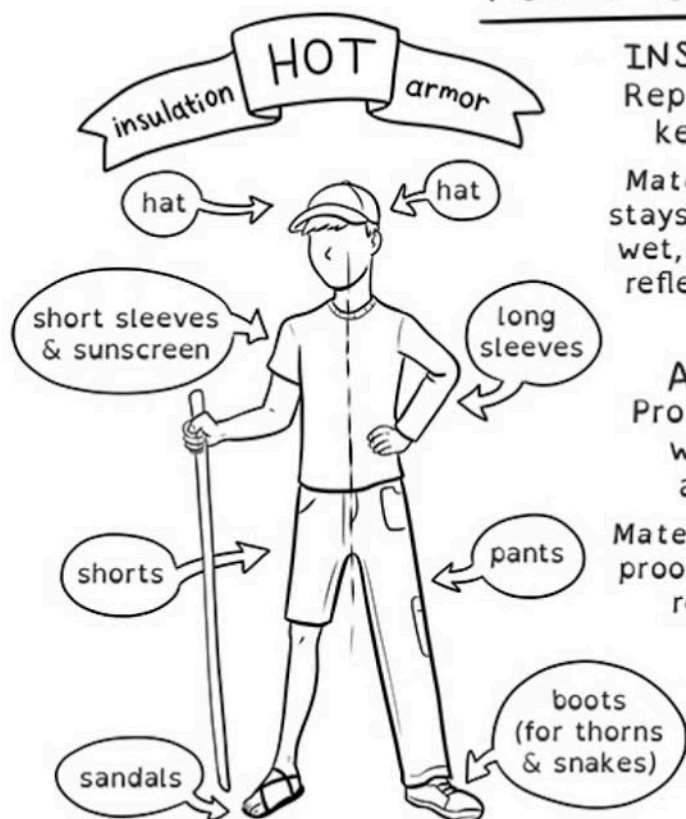
**INSULATION**  
Repels heat or  
keeps it in.

Materials: wool  
stays warm when  
wet, light colors  
reflect hot sun.

**ARMOR**  
Protects from  
wind, rain  
and sun.

Materials: water-  
proof, not water  
resistant.

insulation **COLD** armor



# TRACKERS RELIC: STICK

Carry a Trackers Stick for traversing, tracking, navigating, and more.



find your Stick

It should be two hands higher than your elbow when standing.

Sturdy so it won't break if you press a knee into it.

Straight so it rolls on floor with no bumps.



Light enough for stick fighting.

Trackers Tip: Don't hit people or animals with your stick.

Each day Remember the Compass Points:

Pay Attention:  
Follow a Track

Be Truly Helpful  
Organize Your Kit

Respect  
Have One Adventure

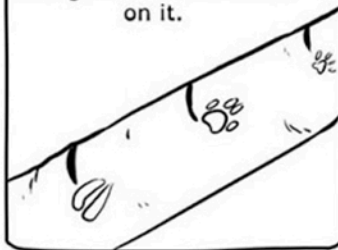
Remember Our Story  
Share a Story

Each evening, if you followed the Compass, lay Stick by your bed.




If you missed a Compass Point, stand Stick by your bed.

Carve Story Map and gait measurements on it.



Use it to make a sun shadow to find North.



Measure tracks with it.



Sketch the designs you might carve, paint or draw on your stick: